


navitas bifacial



132 Cell | 10 BB Module

**Mono PERC Half Cut
BIFACIAL Module**

NSM 480W to 500W



Ideal for large scale installations



More power with Bifacial



Better shading tolerance



Lower LCOE & system cost



Excellent temperature performance



Non-destructive cutting

Navitas Bifacial modules produce power from the front & backside. Navitas Bifacial modules can produce up to 30% more power from backside than mono facial modules.

Module
Efficiency
up to
21.06%

Power
Tolerance
up to
4.99W

25 Years
Performance
Warranty¹

12 Years
Product
Warranty¹

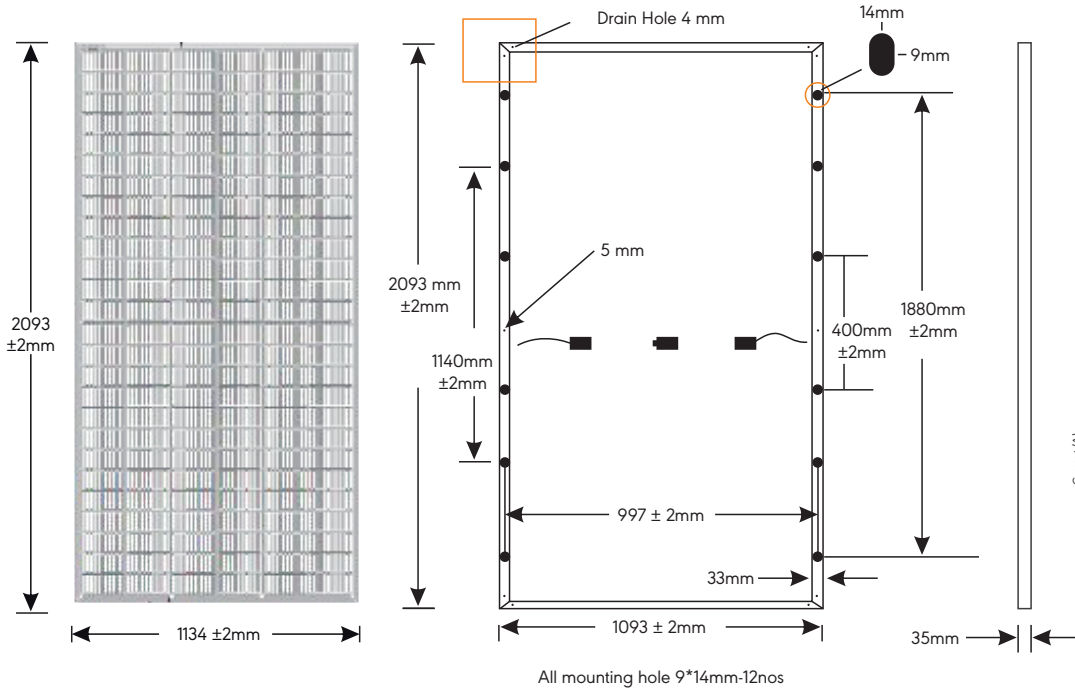
PID
Resistant

Product Certifications

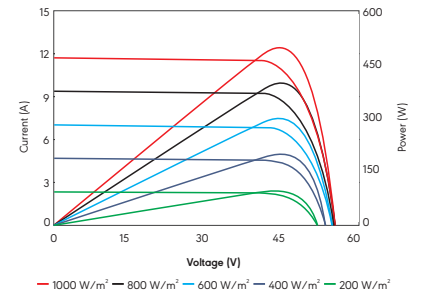
UL 61703, ISO 9001, 14001, 45001



Mechanical Dimensions



I-V Curves of PV Module (for Ref)



Electrical Data

Module Type	NSM480-132		NSM485-132		NSM490-132		NSM495-132		NSM500-132	
	STC	NOCT	STC	NOCT	STC	NOCT	STC	NOCT	STC	NOCT
Peak Power Watts (Pmax)	480	361.6	485	365.4	490	369.1	495	372.9	500	376.7
Maximum Power Voltage (vmp)	38.08	34.62	38.28	34.8	38.47	34.98	38.67	35.16	38.87	35.34
Maximum Power Current (imp)	12.64	10.44	12.69	10.5	12.73	10.55	12.78	10.6	12.86	10.66
Open-circuit voltage (Voc)	44.69	42.17	44.83	42.31	44.97	42.45	45.11	42.59	45.27	42.73
Short-circuit current (Isc) (A)	13.29	11.02	13.33	11.07	13.37	11.13	13.41	11.19	13.48	11.24
Module Efficiency STC (%)	20.22		20.43		20.64		20.85		21.06	
Operating Temperature (°C)	-40°C ~ +85°C									
Maximum System Voltage	1500 V DC (IEC)									
Maximum series fuse rating	15A									

Bifacial Output - Backside Power Gain

Module Type	NSM480-132	NSM485-132	NSM490-132	NSM495-132	NSM500-132
10 % Gain	528.0	533.5	539.0	544.5	550.0
15 % Gain	552.0	557.8	563.5	569.3	575.0
20 % Gain	576.0	582.0	588.0	594.0	600.0
25 % Gain	600.0	606.3	612.5	618.8	625.0
30 % Gain	624.0	630.5	637.0	643.5	650.0

- ▶ **STC** ☀ Irradiance 1000 W/m² 📏 Cell Temperature 25°C ☁ AM = 1.5
- ▶ **NOCT** ☀ Irradiance 800 W/m² 📏 Ambient Temperature 20°C ☁ AM = 1.5 🌀 Wind Speed = 1 m/s

Mechanical Data

Specification	Data
Cell type	Half cut MONO PERC
Cell arrangement	66 Mono PERC - 132 Half cells
Dimensions	2093*1134*35 MM
Mounting Hole	1880*1140*400/1093
Weight	26.65 Kgs
Front Cover	3.2 mm ARC Glass
Frame Material	Anodized Aluminium Alloy
Junction Box	IP68 Split JB
cable	4 mm2 (IEC) - Length 0.35 mtr (Potrait)/1.4mtr (Landscape)
Connectors	MC4 Compatible
By-Pass Diodes	3 Pcs
Configuration	Glass to Glass

Temperature Characteristic

Specification	Data
Temperature Co-efficient (Pmax)	-0.36% /°C
Temperature Co-efficient (Voc)	-0.36% /°C
Temperature Co-efficient (Isc)	+0.06% /°C
Nominal Operating Cell Temperature	42 ± 2°C

* The above data is liable to change without prior notice
 * Warranty applicable as per standard warranty terms as available on www.navitassolar.com

How a BIFACIAL SOLAR PANEL Works

